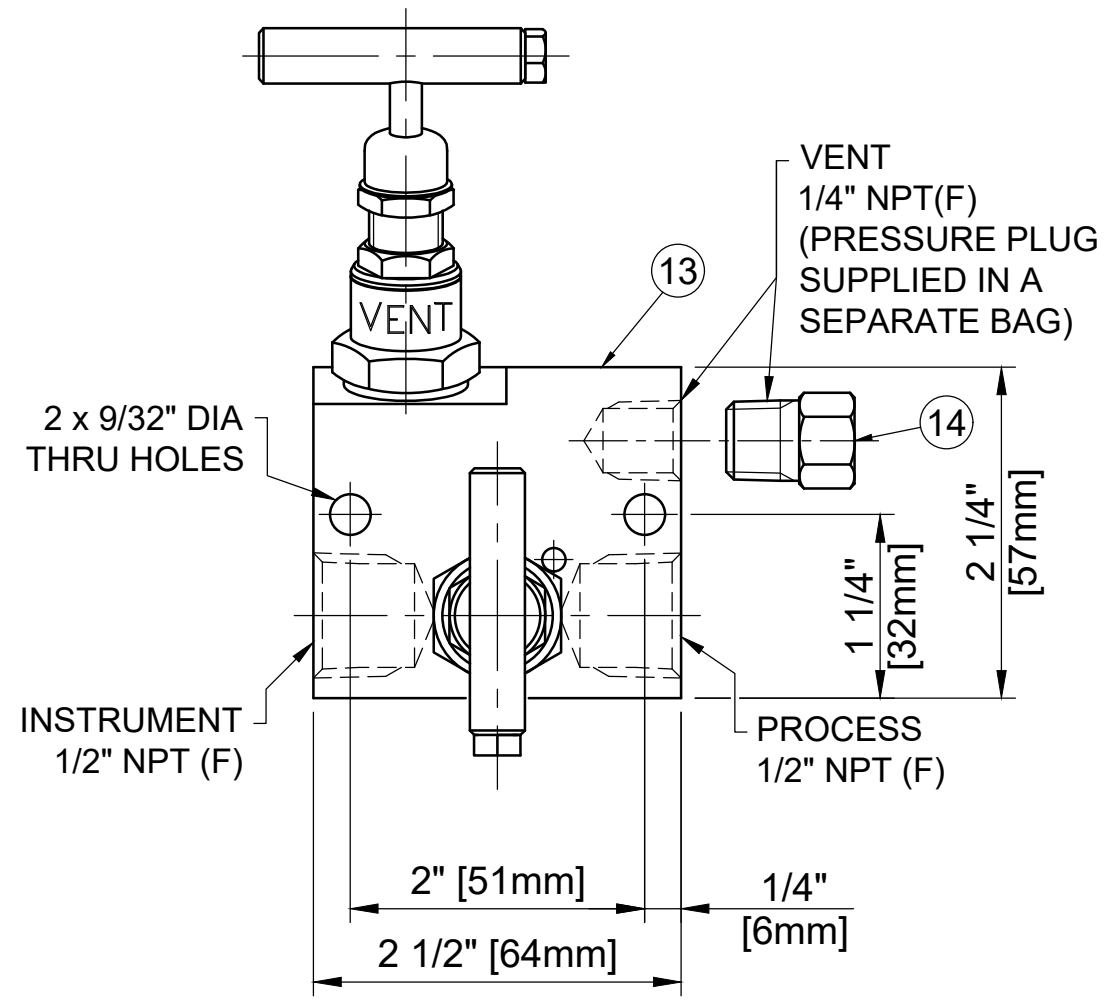
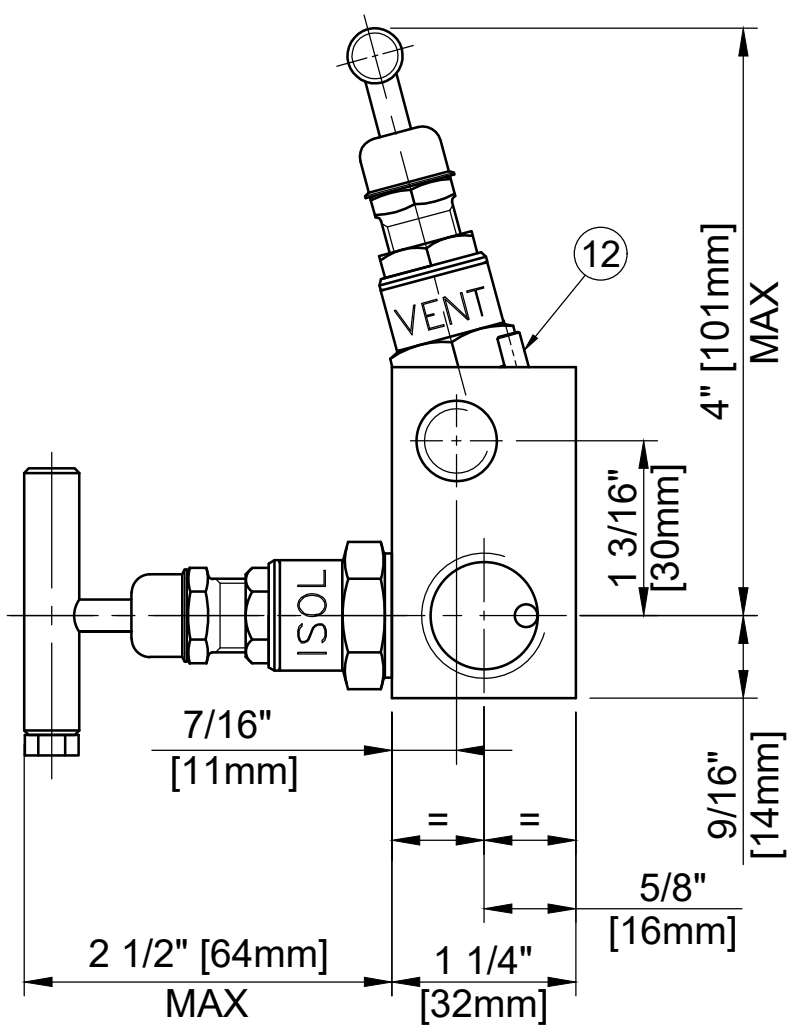
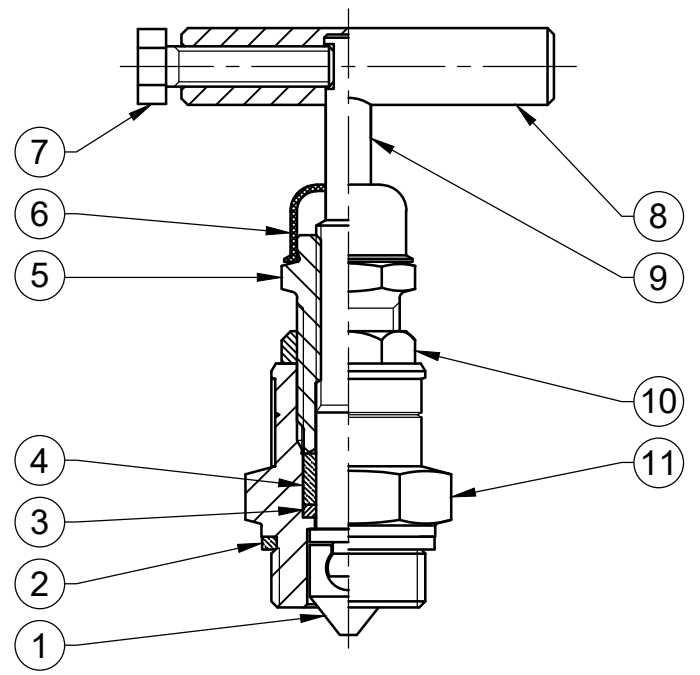


MAXIMUM WORKING CONDITIONS
COLD WORKING PRESSURE:
 STANDARD, 6,000PSI (414BAR)
 (AT REDUCED TEMPERATURE)
TEMPERATURE:
 -29°C (-20.2°F) TO 240°C (464°F)
 (AT REDUCED PRESSURE)

APPROX WEIGHT
 1.0Kg



HEADUNIT DETAIL



REF No	DESCRIPTION	MATERIAL
		6MO
1	TIP	ASTM A276/A479 UNS S31254
2	BODY SEAL	100% VIRGIN PTFE
3	PISTON RING	UNS S31254
4	SEAL BUSH	100% VIRGIN PTFE
5	PUSHER	316 SS
6	DUST CAP	LOTREX 2300
7	SCREW	A4 [316] SS
8	TEE BAR	316 SS
9	SPINDLE	ASTM A276/A479 UNS S31254
10	LOCKNUT	316 SS
11	SEAL HOUSING	ASTM A276/A479 UNS S31254
12	LOCK PIN	316 SS
13	BODY	ASTM A276/A479 UNS S31254
14	PRESSURE PLUG	ASTM A276/A479 UNS S31254

MARKING DETAILS
 (MARKING REFERENCE ONLY)



REMARK
 • ADDITIONAL TAG PLATE FOR ADDITIONAL INFO UPON REQUESTED
 • HCT HEAT CODE TRACEABILITY WILL BE MARKED ON BODY & END FITTINGS

THE INFORMATION CONTAINED IN THIS DRAWING IS THE PROPERTY OF CRANE COMPANY. ANY REPRODUCTION IN PART OR AS A WHOLE WITHOUT THE WRITTEN PERMISSION OF CRANE COMPANY IS PROHIBITED.

APPROVALS	DATE	
CREATED ZL	11/10/2023	
DRAWN ZL	11/10/2023	SPARTANBURG, SOUTH CAROLINA 29303 TITLE GENERAL ARRANGEMENT TYPE G12AF 1/2" FEMALE x FEMALE GAUGE ISOLATE VALVE
APPROVED JQ	17/10/2023	
BREAK CORNERS 0.005 - 0.010	UNLESS OTHERWISE SPECIFIED, DIMENSIONS ARE IN INCHES	SIZE A3 SCALE N.T.S. DWG NO. A18692 SHEET 1 OF 1
TOLERANCES ARE: .XXX + .005 ANGLES ± .1° .XX + .010 CONCENTRICITY ± .015 X + .060 MACHINE FINISH 63RMS		EC NUMBER X INITIAL USAGE (REF ONLY) X CAD FILE NAME